



Ref. T1/13.01

MSC/Circ.898  
31 December 1998

## **REPORTS ON PIRACY AND ARMED ROBBERY AGAINST SHIPS**

### **Fourth quarterly report**

1 The Maritime Safety Committee, at its sixty-fifth session in May 1995, instructed the Secretariat to issue, as from 31 July 1995, monthly reports of all incidents of piracy and armed robbery against ships reported to the Organization and, in addition, on a quarterly basis, composite reports accompanied by an analysis, on a regional basis, of the situation and an indication whether the frequency of incidents is increasing or decreasing and advising on any new feature or pattern of significance.

2 Annexed hereto is a composite report covering all incidents of piracy and armed robbery against ships received between 1 October and the end of December 1998 and a regional analysis thereof.

3 The areas most affected over the period under review were the South East Asian waters, West Africa and South America. Most of the attacks were reported in territorial waters while the ships were at anchor or on berth. In many of the attacks, the crews were violently attacked by groups of five to ten people carrying guns or knives.

4 The total number of acts of piracy and armed robbery against ships so far reported to the Organization is 1,338, an increase of 53 since 30 September 1998.

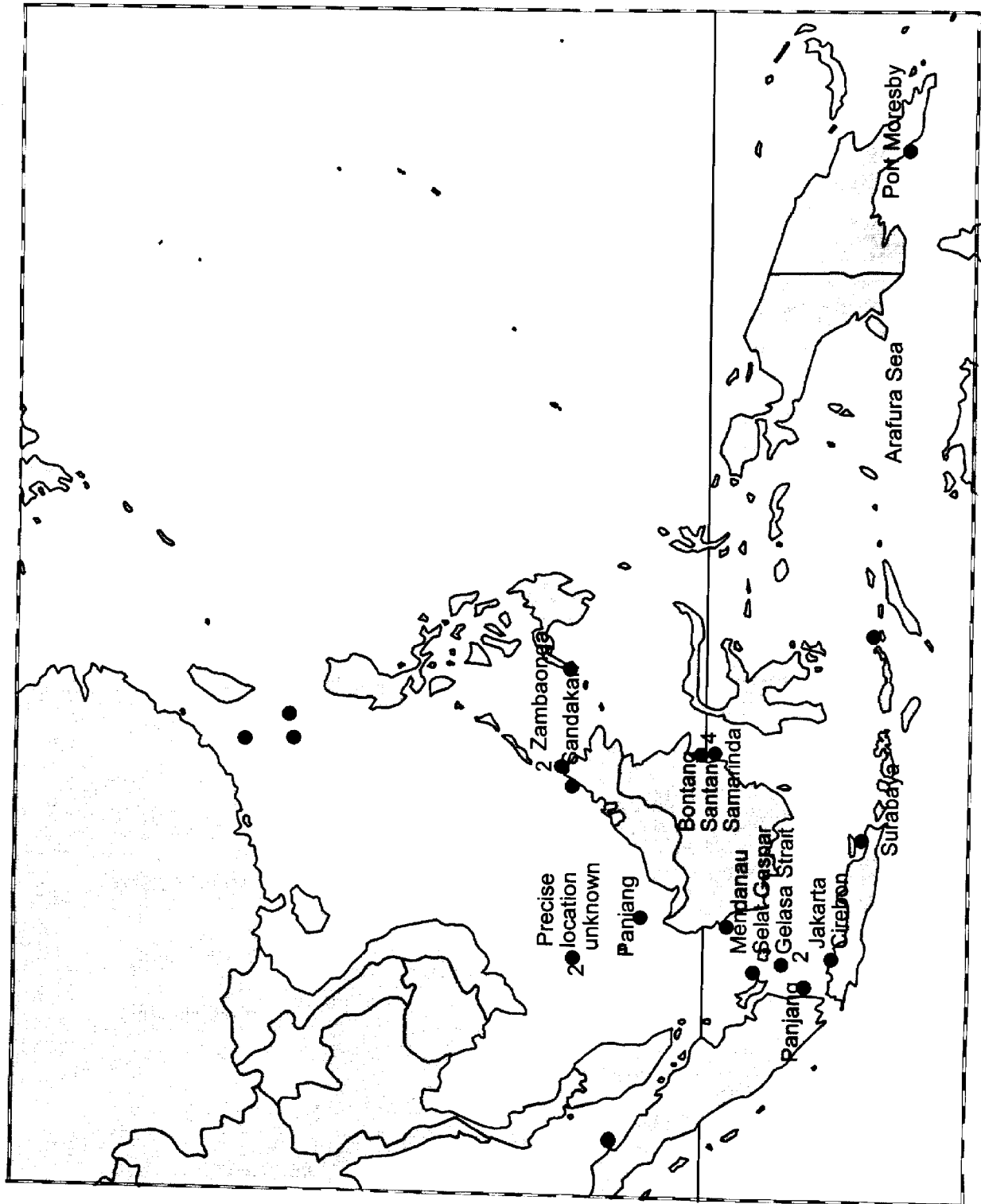
\*\*\*



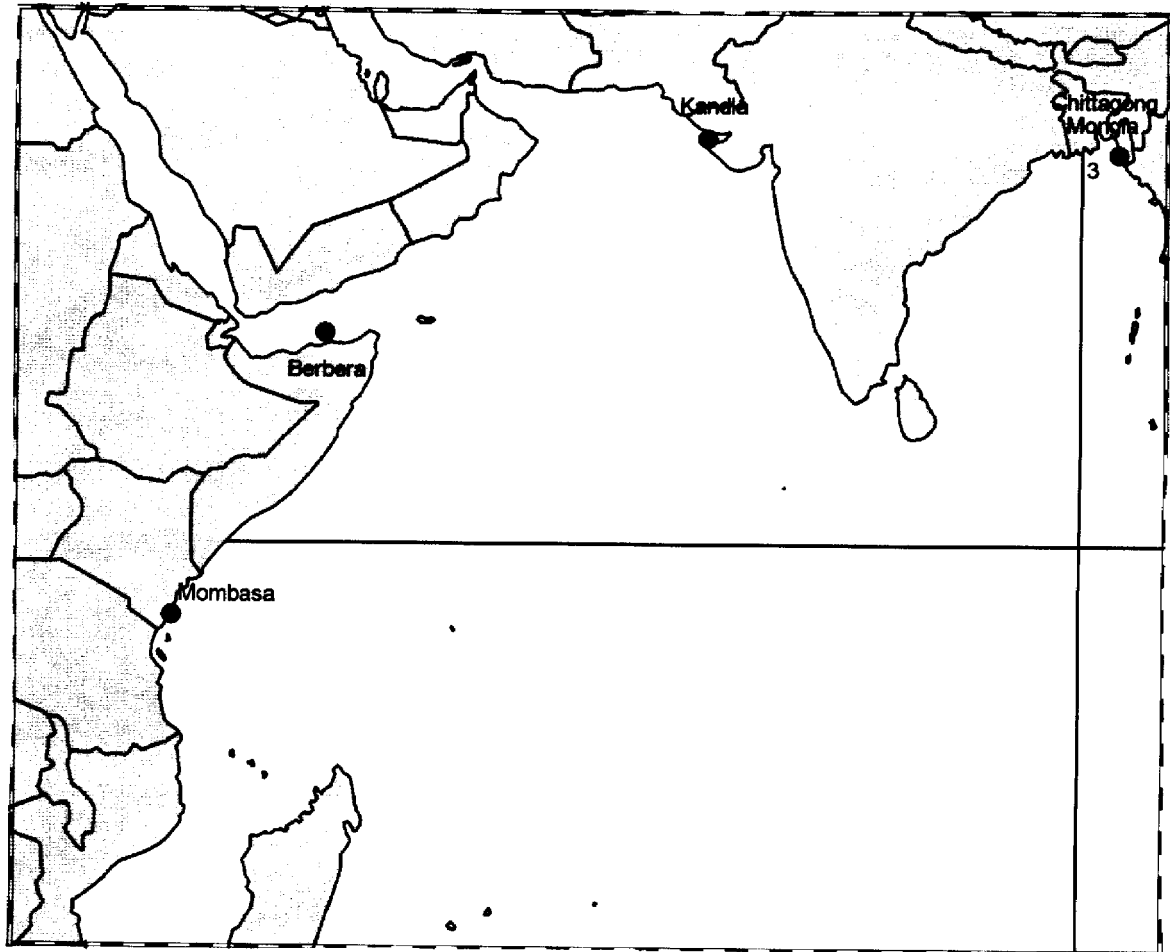
**ANNEX 1**  
**REGIONAL ANALYSIS OF REPORTS OF INCIDENTS OF PIRACY AND ARMED ROBBERY AGAINST SHIPS**  
**WHICH OCCURRED DURING THE FOURTH QUARTER OF 1998**

		SOUTH EAST ASIAN WATERS	INDIAN OCEAN	EAST AFRICA	WEST AFRICA	SOUTH AMERICA	MEDITERRANEAN SEA
<b>Location of incident</b>							
	In international waters	4					
	In territorial waters	13	2		3	7	
	In port areas	8	2	2	8	3	1
<b>Status of ship when attacked</b>							
	Steaming	12			1		
	At anchor or on berth	13	4	2	10	10	1
	Not stated						
<b>Number of persons involved in the attack</b>							
	1-4 persons	4			1	2	1
	5-10 persons	6	1		3	3	
	More than 10 persons	2	1			1	
	Not stated	13	2	2	7	4	
<b>Consequences to the crews</b>							
	Actual violence used against crews	8	2		4	1	
	Threat of violence (including crew being tied up but not physically attacked)	4			4	2	1
	Ship missing	2					
	Ship hijacked	1		1			
	None/not stated	10	2	1	3	7	
<b>Weapons used by attackers</b>							
	Guns	7			1	2	1
	Knives	4	1		5	1	
	Other						
	None/Not stated	14	3	2	5	7	
<b>Parts of the ship raided</b>							
	Master and crew accommodation	12	2	1	8	1	1
	Cargo area	1		1		5	
	Store rooms	8	2		3	3	
	Engine room	1					
	Not boarded	3				1	
	Not stated						
<b>Total number of incidents reported per areas</b>		<b>25</b>	<b>4</b>	<b>2</b>	<b>11</b>	<b>10</b>	<b>1</b>
<b>Total number of incidents reported</b>		<b>53</b>					

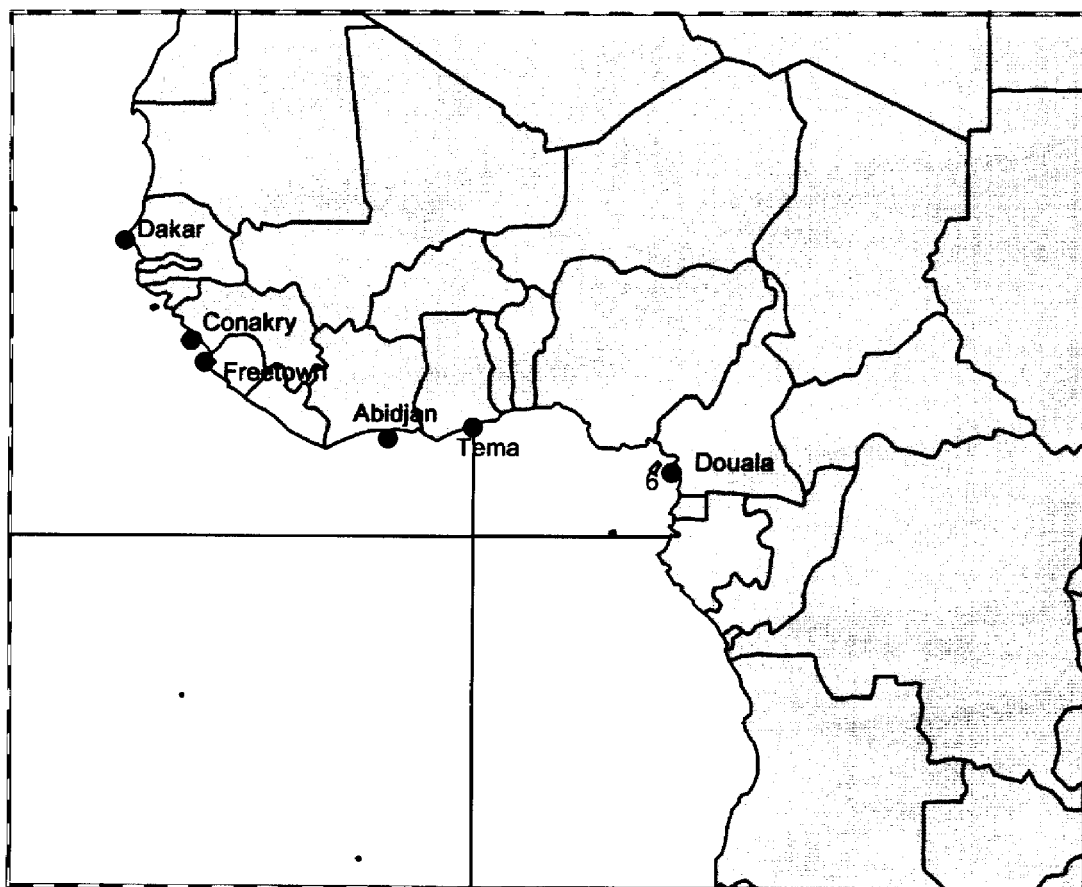
SOUTH EAST ASIAN  
WATERS



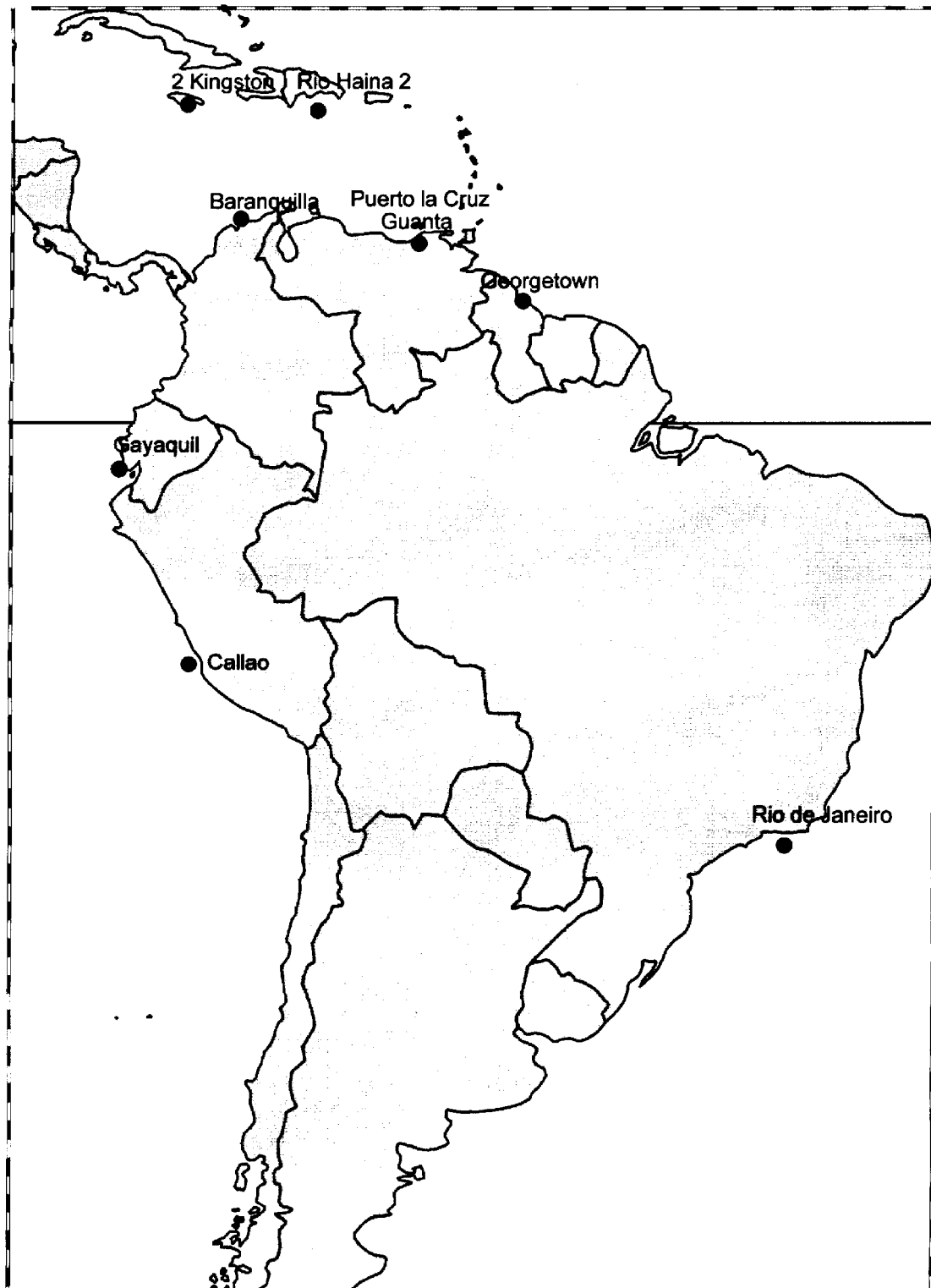
## INDIAN OCEAN AND EAST AFRICA



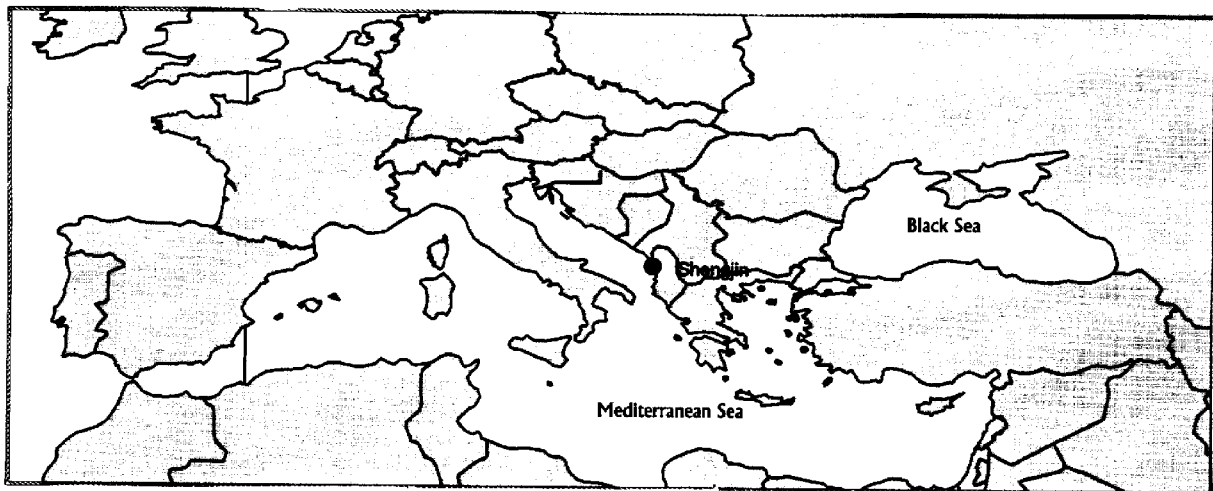
## WEST AFRICA



## SOUTH AMERICA



# MEDITERRANEAN SEA



\*\*\*



## ANNEX 2

**Piracy incidents reported during the period  
1 October to 31 December 1998  
(Presentation based on the date of reporting to IMO)**

